

Super High Energy series

Nickel-Metal Hydride

VH AA 1500

Saft continues the extension of the Super High Energy series with the upgraded Ni-MH AA cell, VH AA 1500.

This cell, designed to fit private mobile radios, as well as cordless telephones, is also very well adapted for any application where cycling and energy are required, such as consumer electronic products (shavers, etc).

To meet customers' requirements, Saft will provide custom-designed and standardized battery packs.

For your battery design and system needs, contact Saft's engineers.

Applications

- Private mobile radios
- Personal care products
- Professional electronics devices
- Handheld terminals

Main advantages

- Super high capacity
- Fast charge / Fast discharge
- Extended cycle life
- Improved storage ability
- Environmentally preferred

Technology

- Foam positive electrode
- Metal-hydride negative electrode

Temperature range in discharge

0°C to + 40°C

Storage

Recommended: + 5°C to + 25°C

Relative humidity: 65 ± 5 %



Electrical characteristics

Nominal voltage [V]	1.2
Typical capacity [mAh]*	1500
IEC minimum capacity [mAh]*	1400
IEC designation	HRM 15/51
Impedance at 1000 Hz [m Ω]	<20

* Charge 16 h at C/10, discharge at C/5.

Dimensions

Diameter [mm]	13.9 ± 0.1
Height [mm]	48.9 ± 0.3
Top projection [mm]	0.8 ± 0.2
Top flat area diameter [mm]	4 ± 0.2
Weight [g]	26

Dimensions are given for bare cells.

Charge conditions

Rate	Time [h]	Temp. [°C]	Charge current [mA]
Fast*	~ 1	0 to + 35	up to 1400
Quick	~ 4-5	0 to + 40	up to 400
Standard	16	0 to + 40	140
Trickle**			35

* Fast charge must be controlled: end of charge cut-off is recommended, preferably the dV method, 5 mV/cell.

** Trickle charge follows fast charge.

Maximum discharge current

Continuous [A] at + 20°C	4.2
--------------------------	-----

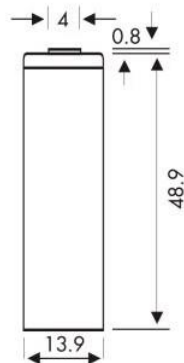
This cell, VH AA 1500, is also available with a high top: VH AAH 1500. The diameter is similar. The top projection is 1.7 ± 0.2 mm, the top flat area diameter is 4.0 mm, and the height 49.9 ± 0.3 mm.



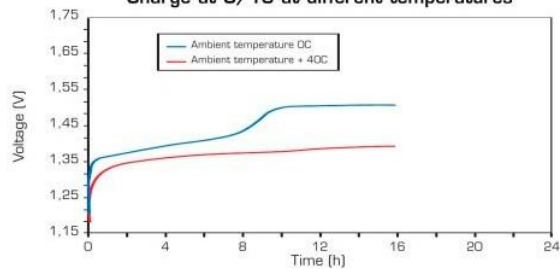
Typical performances

For graphs shown, C is the IEC C₅ capacity.

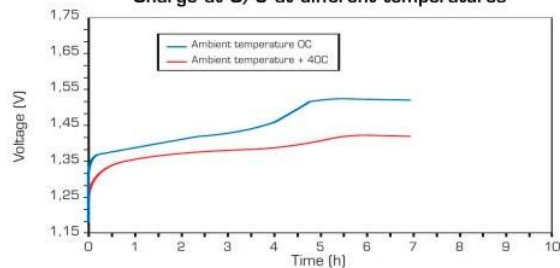
Dimensions are in mm.



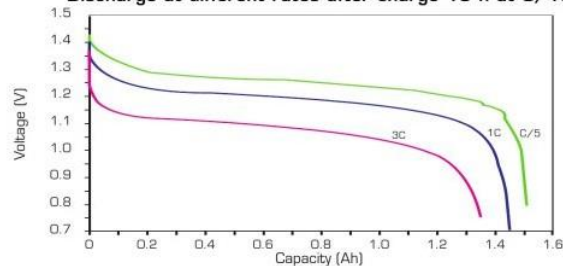
Charge at C/10 at different temperatures



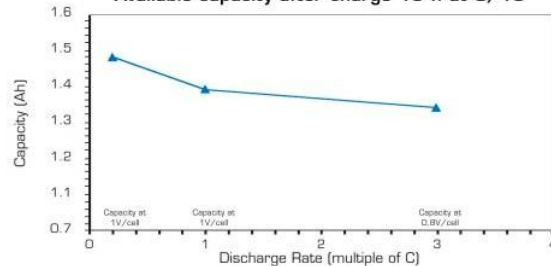
Charge at C/5 at different temperatures



Discharge at different rates after charge 16 h at C/10



Available capacity after charge 16 h at C/10



Data are given for single cells.
Please consult Saft for utilization
of cell outside this specification.

Data in this document are subject to change
without notice and become contractual only
after written confirmation by Saft.

Saft Rechargeable Battery Systems

12, rue Sadi Carnot
93170 Bagnole - France
Tel.: +33 1 49 93 19 18
Fax: +33 1 49 93 19 68
Email: rbs.info@saftbatteries.com

www.saftbatteries.com

